

UNITED STATES
SECURITIES AND EXCHANGE COMMISSION
WASHINGTON, D.C. 20549

FORM 8-K

CURRENT REPORT
Pursuant to Section 13 or 15(d) of the
Securities Exchange Act of 1934

Date of Report (Date of Earliest Event Reported): May 13, 2009

THE BRINK'S COMPANY
(Exact name of registrant as specified in its charter)

Virginia
(State or other jurisdiction of incorporation)

001-09148
(Commission File Number)

54-1317776
(IRS Employer Identification No.)

1801 Bayberry Court
P. O. Box 18100
Richmond, VA 23226-8100
(Address and zip code of
principal executive offices)

Registrant's telephone number, including area code: **(804) 289-9600**

Check the appropriate box below if the Form 8-K filing is intended to simultaneously satisfy the filing obligation of the registrant under any of the following provisions (see General Instruction A.2.):

- Written communications pursuant to Rule 425 under the Securities Act (17 CFR 230.425)
- Soliciting materials pursuant to Rule 14a-12 under the Exchange Act (17 CFR 240.14a-12)
- Pre-commencement communications pursuant to Rule 14d-2(b) under the Exchange Act (17 CFR 240.14d-2(b))
- Pre-commencement communications pursuant to Rule 13e-4(c) under the Exchange Act (17 CFR 240.13e-4(c))
-
-

Item 8.01. Other Events.

On May 14, 2009, representatives of The Brink's Company are meeting with investors and analysts. A copy of the slides to be presented is furnished as Exhibit 99.1 hereto, and is incorporated herein by reference.

Item 9.01. Financial Statements and Exhibits.

(d) Exhibits

99.1 Slide presentation of The Brink's Company

SIGNATURE

Pursuant to the requirements of the Securities Exchange Act of 1934, the registrant has duly caused this report to be signed on its behalf by the undersigned thereunto duly authorized.

THE BRINK'S COMPANY

(Registrant)

Date: May 13, 2009

By: /s/ McAlister C. Marshall, II
McAlister C. Marshall, II
Vice President and Secretary

EXHIBIT INDEX

<u>EXHIBIT</u>	<u>DESCRIPTION</u>
99.1	Slide presentation of The Brink's Company



Secure Logistics. Worldwide



Management Presentation

May 14, 2009

Davenport & Company
Institutional Investors Conference
New York City

Forward-looking Statements

This presentation, including questions and answers, may contain both historical and forward-looking information within the meaning of the Private Securities Litigation Reform Act of 1995. Actual results could differ materially from projected results. Additional information regarding factors that could affect financial performance is readily available in our press release dated April 28, 2009 and in our filings with the Securities and Exchange Commission, including our most recent forms 10-K and 10-Q. Information included in this presentation is representative as of the date of the presentation only and The Brink's Company assumes no obligation to update any forward-looking statements made.

Agenda

- n Introduction
- n Brink's Business Overview
- n Financial Highlights
- n Summary



Michael J. Cazer
*Vice President &
Chief Financial
Officer*



Edward A. Cunningham
*Director of Investor Relations
& Corporate Communications*

Brink's Company Overview

World's premier security company

- n Founded in 1859, Brink's is the oldest and largest secure logistics company
- n Approximately 57,000 employees, 900 branches and 9,400 vehicles worldwide
- n Diversified operations with revenue of \$3.2 billion in 2008



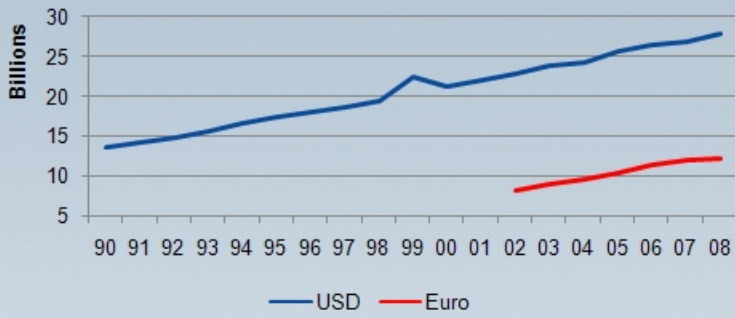
The Brink's Company

- n Solid core industry dynamics
- n Premier brand
- n Leader in business segments
- n Proven operational excellence
- n Global footprint
- n Growth strategy
- n Strong financial performance



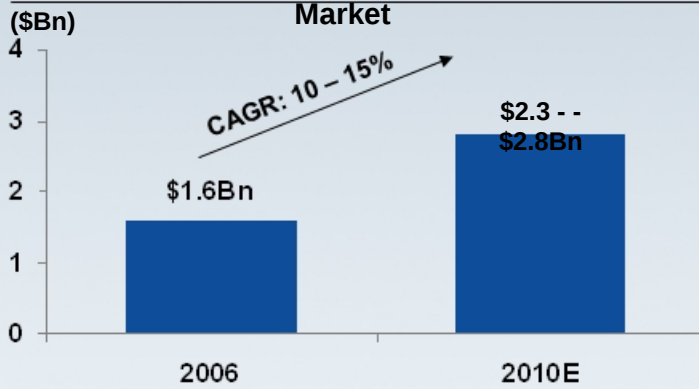
Solid Core Industry Dynamics

Notes in Circulation



- ¢ Cash use growing with GDP in developed markets
- ¢ Faster growth in developing economies

Global Outsourced Cash Logistics Market



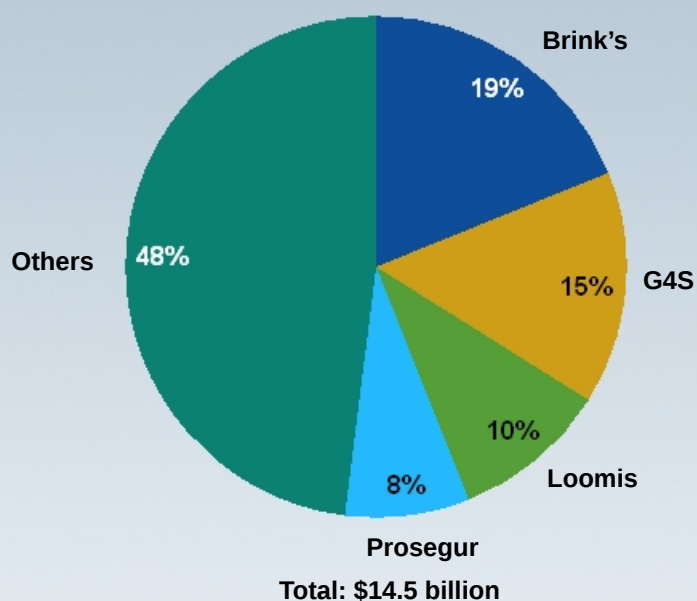
- ¢ Customer outsourcing (Cash Logistics) increasing
- ¢ Opportunities vary by region

Source: Central Banks, Internal Company Estimates

- n Globally recognized brand
- n A brand built on
 - Trust and integrity
 - Quality of our people
 - Safety and security
 - Operational excellence
 - History and heritage
 - Global network
- n 150th Anniversary in 2009



Estimated 2008 Global Secure Logistics Market Share



Leading Share in Fragmented Secure Logistics Market

Source: Internal Company Estimates

Leader in Business Segments

Business Lines, Products and Services



	Cash-in-Transit	High Value Services	Security Services
2008 Revenue (% of Total)	 \$1.7 Billion (53%)	 \$1.1 Billion (35%)	 \$0.4 Billion (12%)
Description	<ul style="list-style-type: none"> n Armored car transportation n Point-to-point pick-up and delivery of cash, coins, checks and other valuables n ATM services n Provides infrastructure for High Value Services 	<ul style="list-style-type: none"> n Global Services <ul style="list-style-type: none"> – Secure long-distance transport of valuables – International shipping by air / sea / land n Cash Logistics Services <ul style="list-style-type: none"> – Money processing – Virtual vaulting – CompuSafe® Service n New Services <ul style="list-style-type: none"> – Payment Services 	<ul style="list-style-type: none"> n High-value niche guarding services in select E.U. countries n Protection of <ul style="list-style-type: none"> – Airports – Embassies – Public venues – Stores

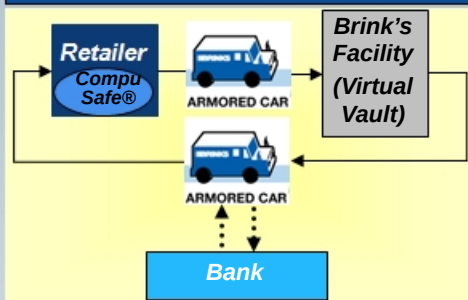
Source: Internal Company Estimates



Leader in Business Segments

Cash Logistics: Features & Benefits

Cash Logistics



- 1 Builds on CIT & IT capabilities
- 1 Money processing (sorting, counterfeit checking, packing, distribution)
- 1 Virtual vaulting (processing & storage of cash for banks)
- 1 Intelligent safes (counting, counterfeit checking and networking with banks)
 - CompuSafe® Service / I-Cash / I-Deposit

Benefits

Banks

- 1 Outsourcing and cost reduction
- 1 Reduced assets invested in vaults
- 1 Improved customer service
- 1 Expanded vaulting capacity extends geographic reach
- 1 Enhanced safety and security

Retailers

- 1 Better cash management, same-day credit
- 1 Lower bank fees
- 1 Enhanced safety and security
- 1 Reduced cash administration / more productive employees
- 1 Improved customer service
- 1 Reduced theft, counterfeiting

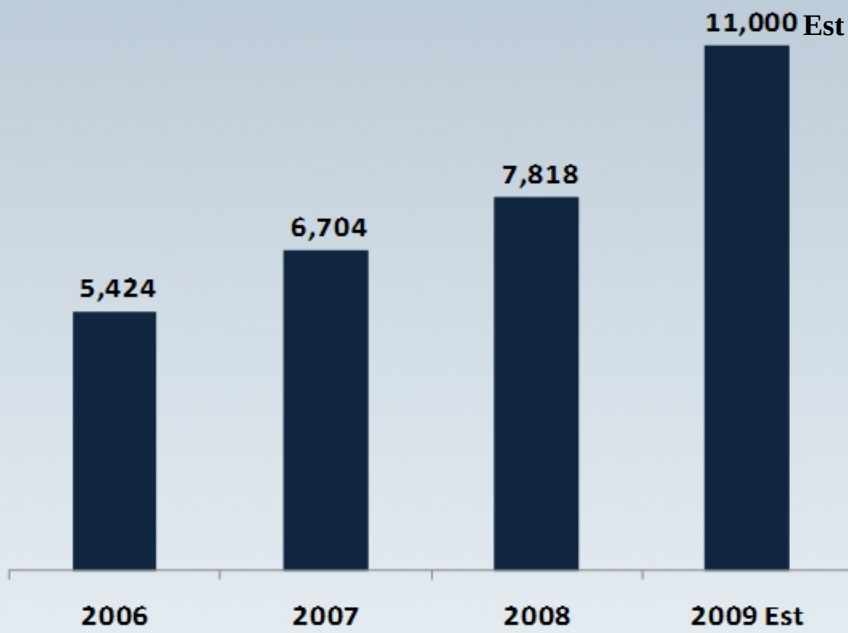
Brink's

- 1 Improved customer service
- 1 Revenue growth, higher margins
- 1 Longer contracts ("sticky")
- 1 Lower transportation costs
- 1 Enables "full-service" offering

Leader in Business Segments

CompuSafe® Service

CompuSafe® Service Installed Base
(# units)



- ☺ CompuSafe® gaining traction
- ☺ Installed base grew 17% in 2008
- ☺ Up 10% YTD through 3/31
- ☺ 40% growth expected in 2009

Leader in Business Segments

Relative Growth and Margins


High Value Services

- n Global Services
- n Cash Logistics
- n New Services

Cash-in-Transit

Security
Services

Growth Rate and Margins

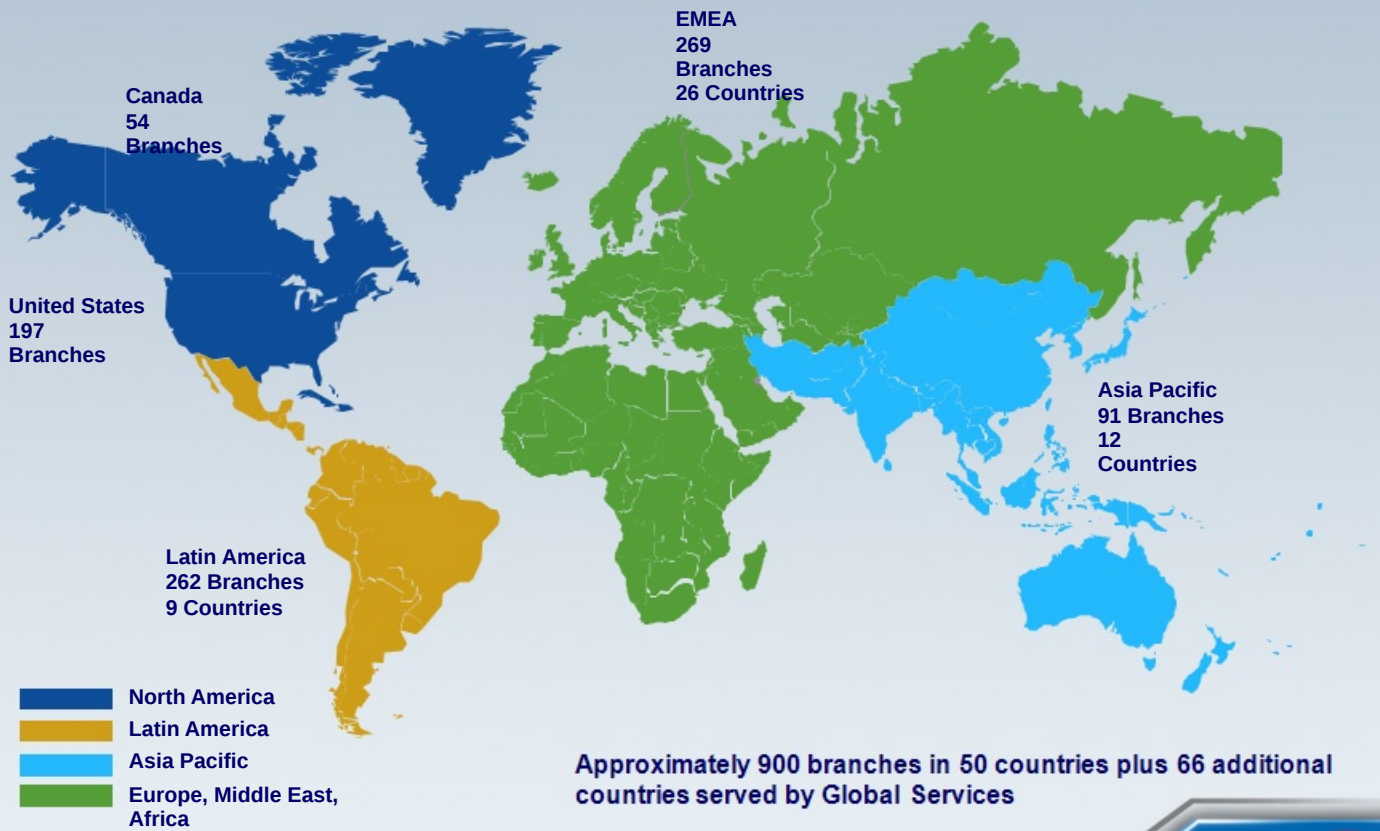


Proven Operational Excellence

- n Demonstrated global expertise
 - Security
 - Risk management
 - Logistics
 - Pricing discipline
 - Human resource management
 - IT capabilities



Global Footprint

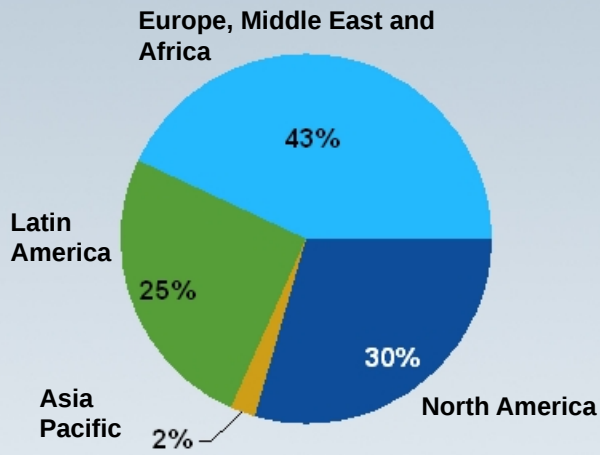


Global Footprint

Brink's Segment Revenue and Operating Profit

Revenue

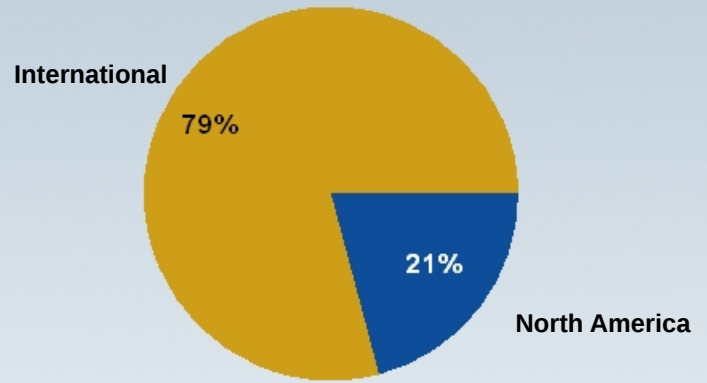
December 31, 2008



Total: \$3.2 billion

Segment Operating Profit

December 31, 2008



Total: \$272 million

n Core

1. Increase share in current geographic markets
2. Penetrate new geographies with strong growth potential
3. Continue to develop and grow high-margin products and services
 - Cash Logistics, CompuSafe® Service, Global Services
4. Provide full-range cash management solutions

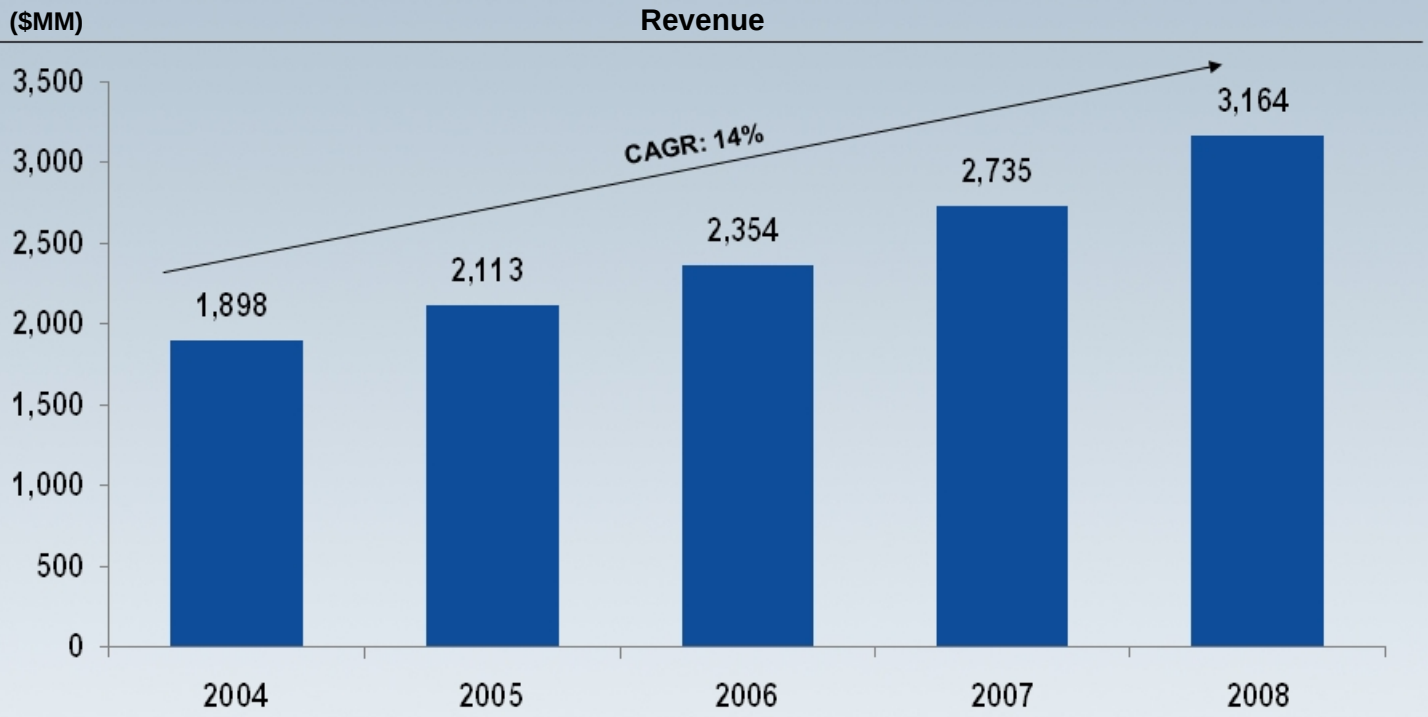
n Plus

- Enter new security-related markets where we can create value for customers with our brand and other competitive advantages
 - Commercial Security, Payment Processing

n Acquisitions to supplement organic growth

Strong Financial Performance

Revenue Growth

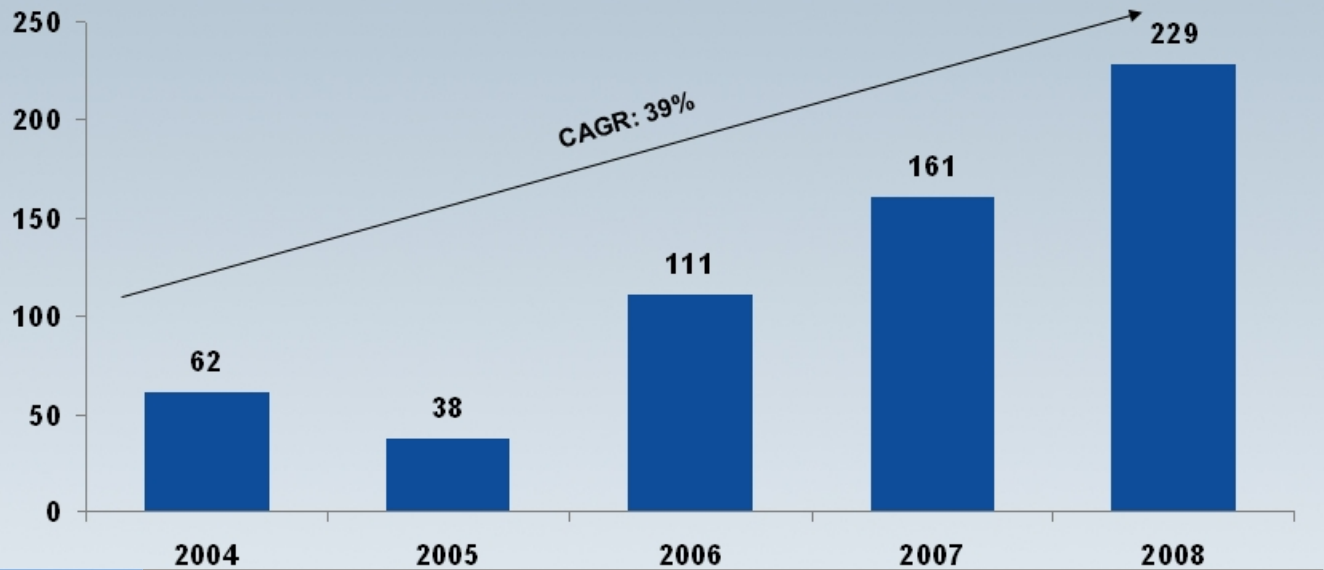


Strong Financial Performance

Profit Growth

Operating Profit

(\$MM)



	2004	2005	2006	2007	2008
Segment Operating Profit	149	120	184	223	272
Corporate/Former Ops	(87)	(82)	(73)	(62)	(43)
Operating Profit	62	38	111	161	229

Strong Financial Performance

Enhancing Margins

- n Continue developing IT capabilities
 - CompuSafe® Service, Virtual Vaulting, i-Deposit, etc.
- n Investing in sales and marketing
 - Selling solutions
- n Grow high-margin business
 - Global Services, Cash Logistics
- n Grow in high-margin geographies
 - BRIC, Latin America, Asia-Pacific, Africa
- n Improve or exit underperforming assets
 - Challenges in Europe
 - U.K. ground operations sold in 2007

Strong Financial Performance

Balance Sheet

n \$8 million net debt at March 31, 2009

Cash	\$223
Debt	(231)
Net cash/(debt) ⁽¹⁾	<u>(\$ 8)</u>

n Strong cash flow from operations

n Over \$300 million of available borrowing capacity

n Investment grade credit rating

Note: (1) Non-GAAP reconciliation

Strong Financial Performance

Short and Long-Term Objectives

	<u>2009</u>	<u>Long-Term</u>
Organic Revenue⁽¹⁾	Mid-to-high single-digit % growth	High single-digit % growth per year
Segment Operating Margin	Approaching 8%	Improve by 50 bps per year

(1) For details regarding organic revenue growth, see page 9 of the company's earnings release dated April 28, 2009

Strong Financial Performance

2009 versus 2008

Difficult Comparisons with 2008

- n Currency conversion complete
- n Foreign exchange impact
- n Higher pension expenses
- n Global economic weakness
 - BGS Diamond & Jewelry and Europe

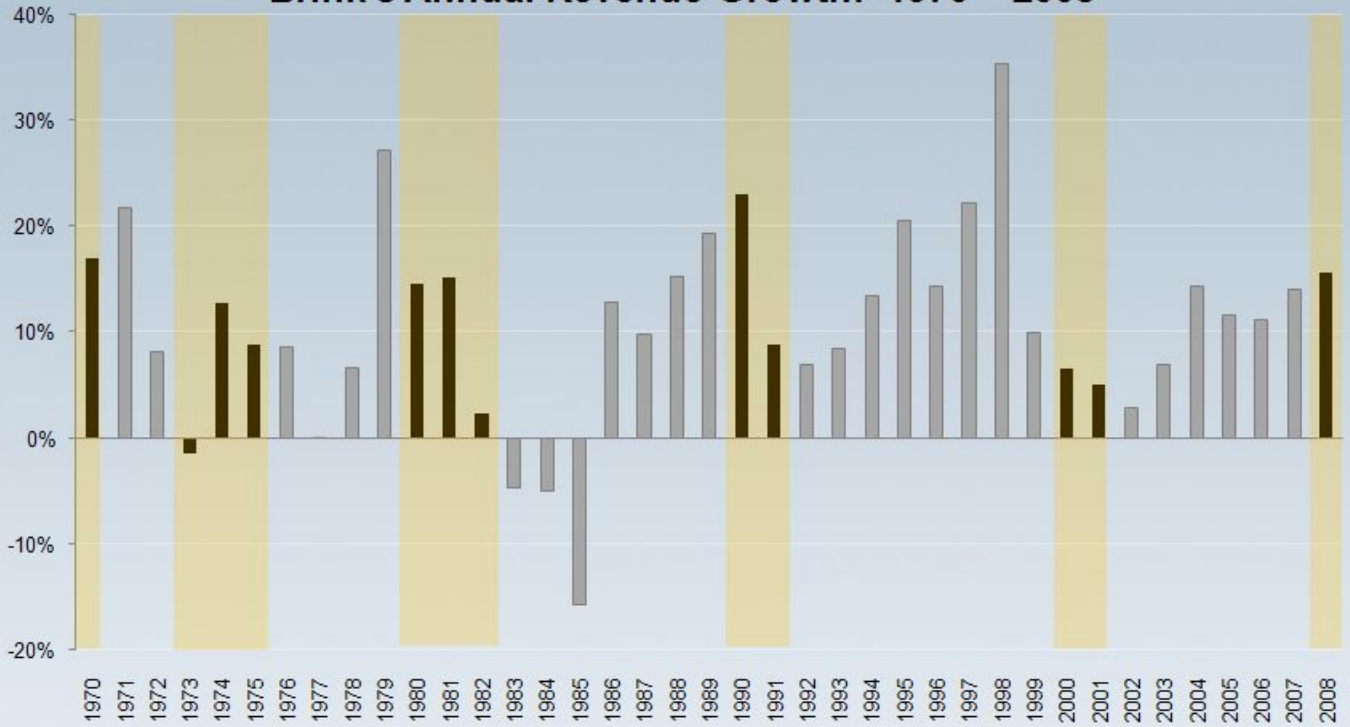
Positive Factors in 2009

- n Position in North America is strong and improving
- n More outsourcing by banks and retailers, CompuSafe accelerating
- n Corporate expenses lower
- n Continued disciplined execution
- n Strong balance sheet
- n Acquisition opportunities at more reasonable values

Strong Financial Performance

Revenue Growth Across Economic Cycles

Brink's Annual Revenue Growth: 1970 – 2008



Recession Years

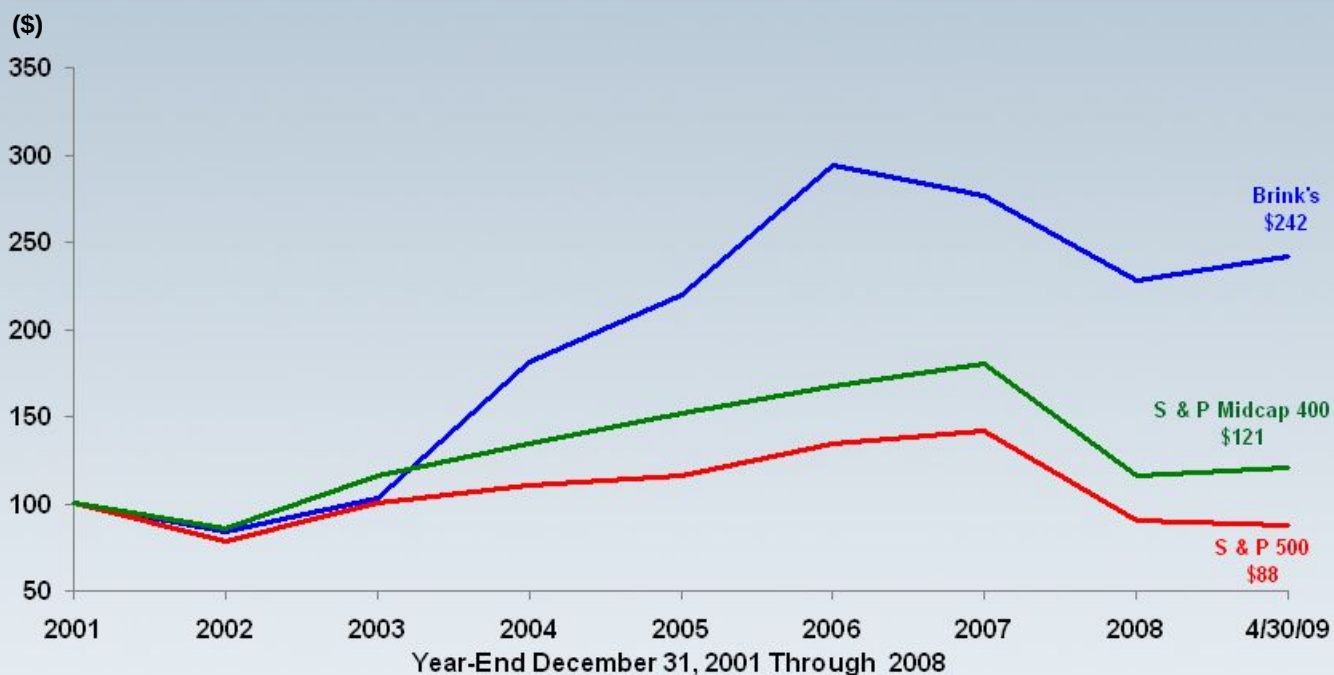
Average Historical Revenue Growth in Recession Years: ~10%

Sources: U.S. Department of Commerce - Bureau of Economic Analysis, Internal Company Data

Strong Financial Performance

Execution Creates Value

Cumulative Stock Total Return ⁽¹⁾



Note: (1) \$100 invested on December 31, 2001 in stock or index. Includes reinvestment of dividends

Summary

- n Solid core industry dynamics
- n Premier brand
- n Leader in business segments
- n Proven operational excellence
- n Global footprint
- n Clear growth strategy
- n Strong financial performance

BRINK'S

Secure Logistics. Worldwide

BRINK'S

